RA1 Series

Bi-Color Actuator | High Amperage | Illuminated | Water Protection | Front Panel Mount | PCB Mount | RoHS

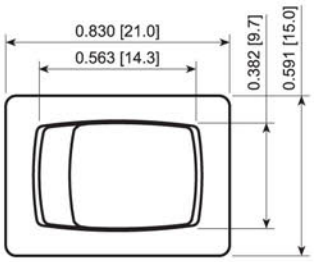

Panel Cutout

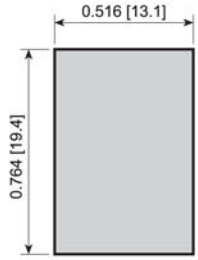

Actuator Options

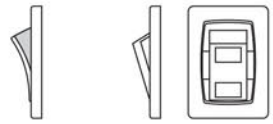

Bi-Color Customizable

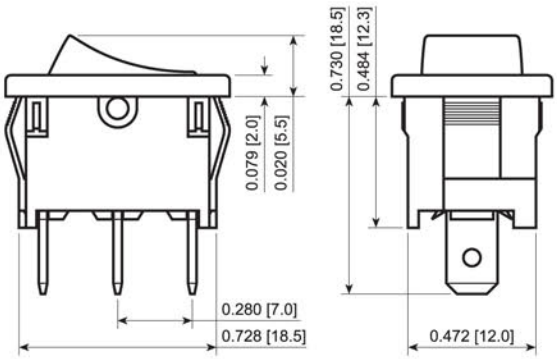

Terminal Options

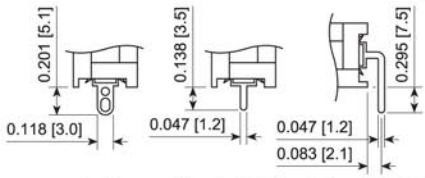

Solder Standard PCB Horizontal PCB

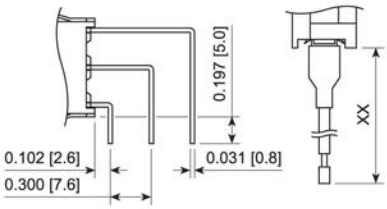

Vertical PCB Wire Leads

FEATURES:

- High Rating
- Snap in with Multiple terminal options
- Many Functions Available
- PVC Cap for Dust and Water Protection

SPECIFICATIONS:

Rating: *Rating Option C:*
16A 125VAC [cURus]
10(6)A 250V~ 1E4 T85 [ENEC]
6(4)A 250V~ 5E4 T85 [ENEC]

Rating Option 3:
11A 125VAC [cURus]
5.5A 250VAC [cURus]
4A 250V~ 1E4 T55 [ENEC]

Ratings of Illuminated Switches May Vary

Temperature: -20°C to 55°C Min.
Electrical Life: 10,000 Cycles
Contact Resistance: 30mΩ Max.
Insulation Resistance: 500MΩ Min. at 500VDC
Dielectric Strength: 1,000VAC for 1 Minute
Ingress Protection: IP54 with PVC Cap

MATERIALS:

Body: Polyamide 6/6, UL94 V-2
Actuator: Polyamide 6/6, UL94 V-2
Polycarbonate, UL94 V-2
Contacts: Silver Alloy
Terminals: Silver Plated Copper

Water Protection Option

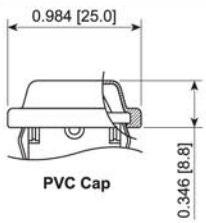

PVC Cap

Illumination Options

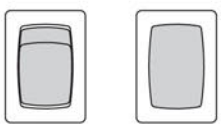

Full Signal Light

Dimensions of Illuminated Switches May Vary From Above

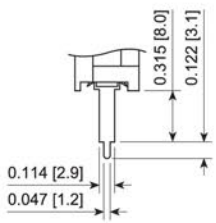

Extended PCB

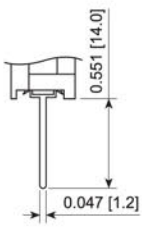

Wire Wrap

RA111C1A00

RA111C1021-116

RA111C1213

RA113C1100
ACC-P01

Series	Terminal	Function	Rating	Body Color	Actuator Color	Marking Color	Marking Type	Lens Style	Lens Color	Lamp Voltage
RA1 - Curved Actuator **RA1C** - Customizable Actuator	**0** - Blank **1** - 4.8mm Tab (*) **2** - Solder (*) **3** - PCB Pin **H** - Horiz. PCB **V** - Vert. PCB **A14** - Wire Wrap **E08** - Ext. PCB **Wxx** - Wire Leads (xx in Inches)	**0** - Signal / Blank **1** - Off-On (*) **3** - On-On **4** - Off-(On) **5** - On-Off-On **A** - On-(Off) **C** - On-Off-(On) **D** - (On)-Off-(On)	**0** - Signal / Blank **3** - 11A 125V **C** - 16A 125V	**1** - Black **2** - White **3** - Almond **4** - Grey **9** - Red	**0** - Illuminated **1** - Black **2** - White **3** - Almond **4** - Grey **5** - Orange **7** - Blue **8** - Green **9** - Red	**0** - None **1** - Black **2** - White **8** - Red	**0** - None **1** - I/O Vert. **2** - ON/OFF/ON Vert. **3** - ON/OFF Vert. **4** - ON/OFF Horiz. **9** - I/O/II Horiz. **S** - I/O/II Vert. **R** - I/O Horiz.	**1** - Full / Signal	**0** - Clear **1** - Red **2** - Amber **3** - Green **4** - Blue **5** - Yellow	**3** - 6V **4** - 12V **6** - 125V **7** - 250V

Notes:
Not All Combinations are Available, Please Check with Sales.
** = Options Available with Illuminated Switches*

Custom Colors and Markings Available Upon Request *For Illuminated Switches Only*

EXAMPLE PART NUMBERS:

RA11131100 — ***1P Off-On***
Black Body/Actuator, No Marking

RA11131121 — ***1P Off-On***
Black Body/Actuator, I/O Vert.

RA111C1100 — ***1P Off-On***
Black Body/Actuator, No Marking

RA111C1121 — ***1P Off-On***
Black Body/Actuator, I/O Vert.

RA111C1021-116 — ***1P Off-On***
Red Illum. Actuator, Black Body, I/O Vert.

RA11331100 — ***1P On-On***
Black Body/Actuator, No Marking

RA11531100 — ***1P On-Off-On***
Black Body/Actuator, No Marking

RA11531122 — ***1P On-Off-On***
Black Body/Actuator, ON/OFF/ON Vert.

RA13131100 — ***1P Off-On***
Black Body/Actuator, PCB Pins, No Marking

RA1H331100 — ***1P On-On***
Black Body/Actuator, Right Angle PCB Pins

SPECIFICATIONS SUBJECT TO CHANGE WITHOUT NOTICE